

RHP 400 V

Nominal air flow, m ³ /h	398
Nominal air flow, l/s	111
Panel thickness, mm	30/50
Unit weight, kg	106
Supply voltage, V	1~230
Maximal operating current, A	7,7
Filters dimensions B×H×L, mm	462×200×46
Electric power input of the fan drive at maximum flow rate, W	103
Electric air heater capacity, kW / Δt, °C	1/7
Refrigerant R134 A, kg	1,1
Maintenance space, mm	720



Acoustic data

A-weighted sound power level L_{WA} , dB(A)
at reference flow rate

Supply inlet	59
Supply outlet	74
Exhaust inlet	59
Exhaust outlet	74
Casing	54

A-weighted sound pressure level L_{pA} , dB(A)

10 m² normally isolated room, distance from casing – 3 m.

Surroundings	44
--------------	----

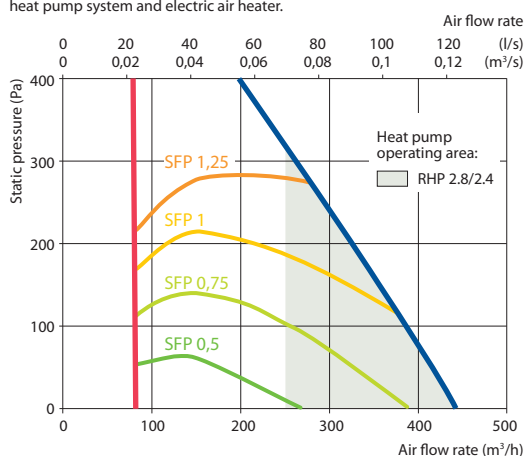
Temperature efficiency

Outside temperature, °C	Winter					Summer		
	-23	-15	-10	-5	0	25	30	35
After heat exchanger, °C	11,2	13,2	14,4	15,5	16,7	22,7	23,9	25,1

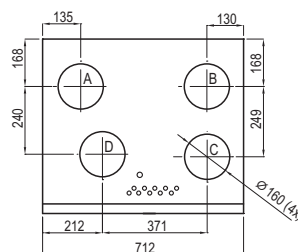
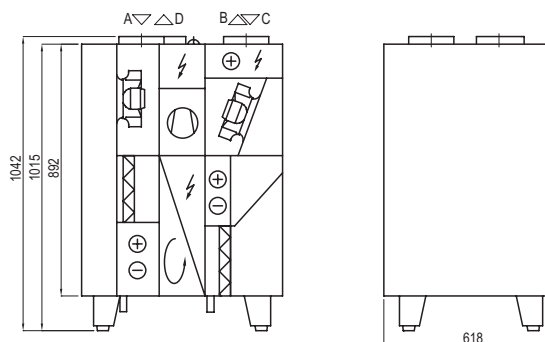
indoor +22°C, 20 % RH.

Performance

Filter M5, rotary heat exchanger L, heat pump system and electric air heater.



Shown as right (R1)



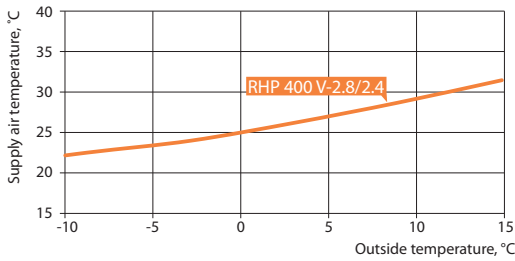
- A outdoor intake
- B supply air
- C extract indoor
- D exhaust air

The unit is available only right inspection side.

Accessories (p. 123)

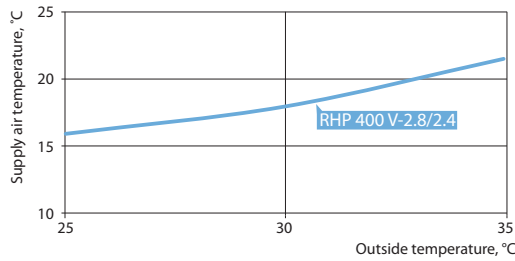
Closing damper	AGUJ-M-160+LF24/LM24
Silencer	A/D AGS-160-50-600-M
	B/C AGS-160-50-900-M

Heating mode



Application: 20°C, RH 45% indoor.

Cooling mode



Application: 24°C, RH 55% indoor
Total (heating and cooling) – rotary heat recovery + heat pump.

Heat pump parameters

	RHP 400 V-2.8/2.4				
	Heating			Cooling	
Outdoor temperature, °C	7	2	-7	35	27
Outdoor air related humidity, %	86	84	74	40	45
Indoor air temperature, °C	20	20	20	27	21
Indoor air related humidity, %	50	50	45	40	50
Supply air temperature, °C	28,2	26,3	22,4	19,1	13,9
Heat pump heating/cooling power, kW	1,5	1,4	1,18	1,97	1,85
Heat pump heating/cooling power consumption, kW	0,45	0,42	0,37	0,49	0,42
System SCOP ^{1,2,3} , Average climate / System SEER ^{1,2,3}	7,2			3,45	
COP/EER	3,35	3,28	3,20	3,07	3,38

¹ Rotary heat exchanger wave size "L"
² Rotary heat exchanger + heat pump
³ According to EN 14825 standard