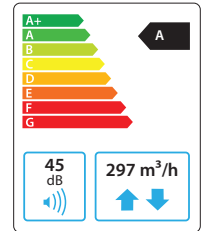


Domekt CF 250 F C6

Maximal air flow, m ³ /h	297
Maximal air flow, l/s	83
Reference flow rate, m ³ /s	0,058
Reference pressure difference, Pa	50
SPI, W/(m ³ /h)	0,29
Thermal efficiency of heat recovery, %	86
Electric air heater capacity, kW / Δt, °C	0,5/7
Electric preheater capacity, kW / Δt, °C	1/14
Supply voltage, V	1~230
Maximal operating current HE, A	8,3
Electric power input of the fan drive at maximum flow rate, W	91
Electric power input of the fan drive at reference flow rate, W	33
Filters dimensions BxHxL, mm	265x250x46
Unit dimensions BxHxL, mm	604x294x1250
Maintenance space, mm	300
Unit weight, kg	52



Acoustic data

A-weighted sound power level L_{WA} , dB(A) at reference flow rate

Supply inlet	53
Supply outlet	64
Exhaust inlet	54
Exhaust outlet	65
Casing	45

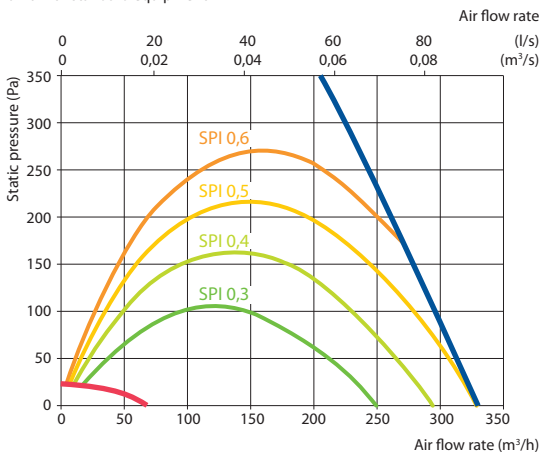
A-weighted sound pressure level L_{PA} , dB(A)

10 m² normally isolated room, distance from casing – 3 m.

Surroundings	34
--------------	----

Performance

Unit with standard equipment



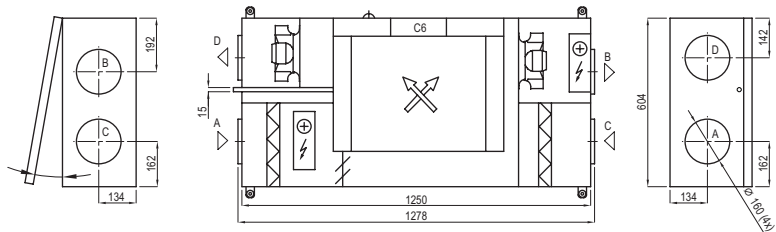
Temperature efficiency

	Winter					Summer		
Outdoor temperature, °C	-23	-15	-10	-5	0	25	30	35
After heat exchanger*, °C	16,1*	17*	17*	17	17,9	22,6	23,5	24,4

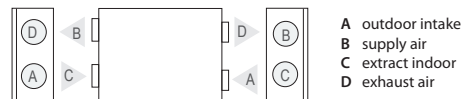
indoor +22°C, 20 % RH.

* calculations made after evaluation of the preheater.

Shown as right (R1)



Shown as left (L1)



Mounting positions



Accessories

Closing damper	AGUJ-M-160+LF230/CM230
Silencer	A/D AGS-160-50-600-M
	B/C AGS-160-50-900-M
Water heater	DH-160
PPU	PPU-HW-3R-15-0,4-W2

2-way valve (heater)	VVP47.10-0,4
Water cooler	DCW-0,2-1
2-way valve (cooler)	VVP47.10-1,6
Outdoor grill	LD-160
Water heater-cooler	DHCW-160

