
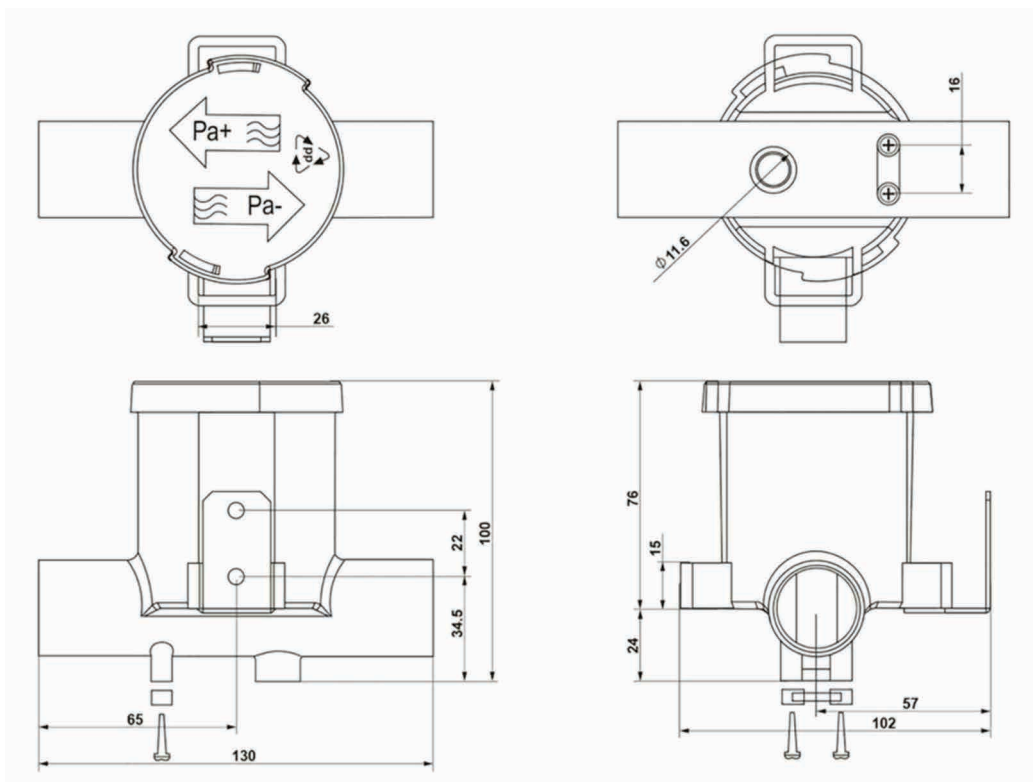


## Ball Siphon

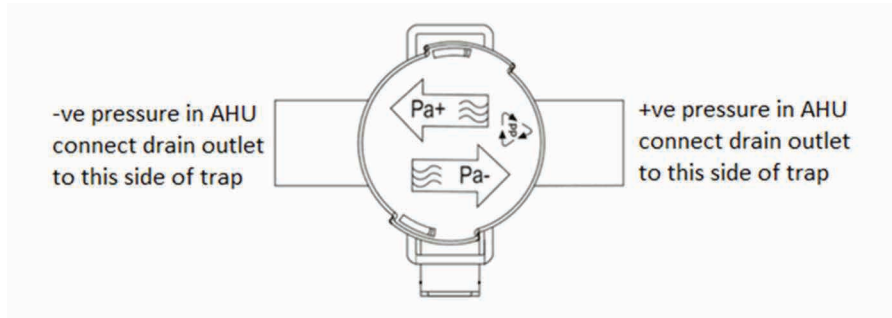


Built-in ball valve effectively traps the drainage system in the absence of condensate. It is easy to install and maintain. When connecting socket with pipe work, socket should be moistened with water and soap. Each HVAC condensate drain system should be provided with a separate siphon.

- Used by many European major manufacturers
- The size is very compact no additional height required
- It works in both -ve and +ve pressure conditions
- Suitable for most HVAC pressures – dry pressure tests up to 1500Pa +ve / -ve
- Available in Grey or semi transparent clear plastic
- Connection size 32 mm OD – 2x transformation to 40mm available as extra
- Supplied with sealing cap inner sealing ring, fixing bracket and heater cable screws / retainer
- It is possible to add a heater at 230 V or 24 V to avoid freezing

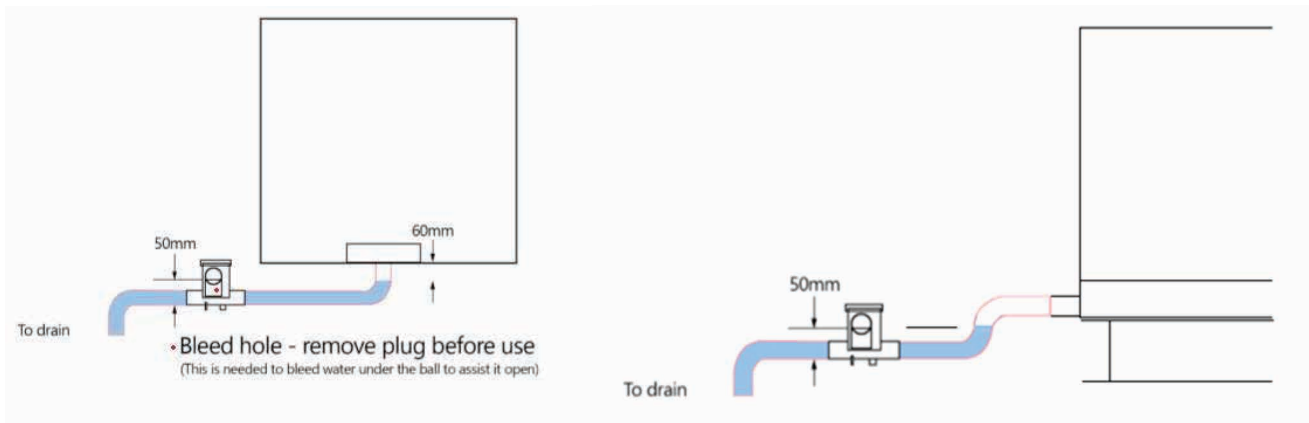


## Pipe connection description

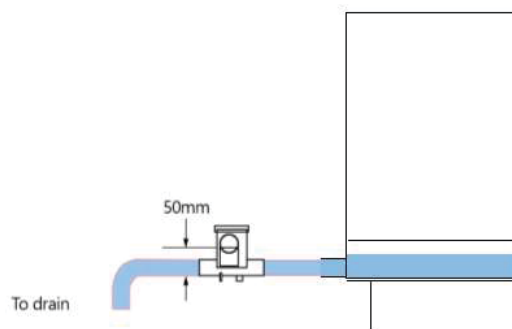


Check cap fitted correctly by viewing internally (+ve pressure condensate will enter ball chamber from above, -ve pressure condensate will enter from below ball)

Connection with trap under +ve pressure – remove bleed plug before use



Vertical drain outlet installation Horizontal outlet drain connection recommended installation



Horizontal outlet drain connection – not recommended as water will be retained in AHU