

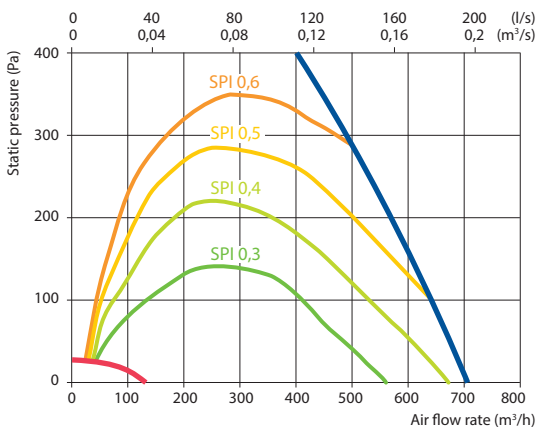
Domekt CF 700 H C6M

Maximal air flow, m ³ /h	621
Maximal air flow, l/s	173
Reference flow rate, m ³ /s	0,121
Reference pressure difference, Pa	50
SPI, W/(m ³ /h)	0,25
Thermal efficiency of heat recovery, %	89
Electric air heater capacity, kW / Δt, °C	0,5/3,4
Electric preheater capacity, kW / Δt, °C	1,5/10,1
Supply voltage, V	1~230
Maximal operating current HE, A	11,6
Power supply cable, mm ²	3×1,5
Electric power input of the fan drive at maximum flow rate, W	180
Electric power input of the fan drive at reference flow rate, W	71
Noise power level, L _{WA} , dB(A)	46
Noise pressure level, L _{PA} , dB(A), (3 m)	34
Filters dimensions B×H×L, mm	390×300×46
Unit dimensions B×H×L, mm	487×700×1500
Maintenance space, mm	500
Unit weight, kg	95



Performance

Unit with standard equipment



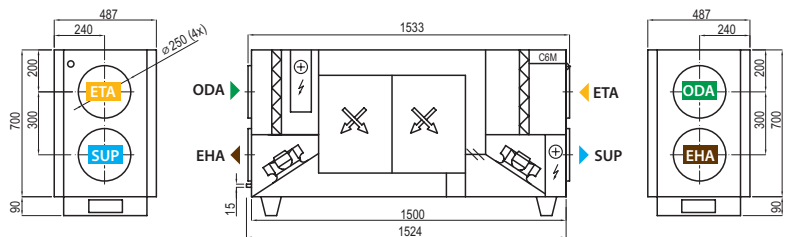
Temperature efficiency

	Winter					Summer		
Outdoor temperature, °C	-23	-15	-10	-5	0	25	30	35
After heat exchanger*, °C	17,7*	18,3*	19*	19*	19	22,4	23,1	23,8

indoor +22 °C, 20 % RH

* calculations made after evaluation of the preheater.


Shown as right (R1)



Accessories

Closing damper	AGUJ-M-250+LF230/CM230
Silencer	ODA/EHA AGS-250-50-600-M
	SUP/ETA AGS-250-50-900-M
Water heater	DH-250
PPU	PPU-HW-3R-15-0,63-W2
2-way valve (heater)	VVP47.10-0,63+SSF161.05HF
Water cooler	DCW-0,7-5
2-way valve (cooler)	VVP47.15-2,5+SSF161.05HF
Outdoor grill	LD-250
Water heater-cooler	DHCW-250
DX cooler	DCF-0,7-5
Cooling unit	MOU-18HFN8a+KA8140

Shown as left (L1)



▶ ODA – outdoor intake ▶ SUP – supply air ▶ ETA – extract indoor ▶ EHA – exhaust air